

Cooper Bussmann

- [Homepage](#)
- [About Cooper Bussmann](#)
- [Contact Us](#)
- [Privacy](#)
- [Legal](#)
- [Cooper Bussmann® Brand](#)
- [Site Map](#)

GDC-1.6A

Time Delay, 5 X 20 mm, Glass Tube Fuse

Product Information

Product Type:	Fuse
Product Family:	Electronic
Brand:	Cooper Bussmann

Recommended Products

Rec. Fuse Block:	HTC-15M
Rec. Inline Fuse Holder:	HHT
Rec. Panel-mount Fuse Holder:	HTB Series
Rec. Fuse Clips:	1A3399 Series

Physical Properties

Dimensions:	0.79in. (L) × 0.19in. (W) × 0in. (H)
-------------	--------------------------------------

Electrical Properties

Maximum AC Voltage:	250
Amperage Rating:	1.6
AC Interrupting Ratings:	<ul style="list-style-type: none"> • 35 at 250V
Time Delay:	Yes

Description

- Time delay, low breaking capacity
- 5mm x 20mm physical size
- Glass tube, nickel-plated brass endcap construction
- Optional axial leads are .032" x 1.5" copper tinned
- Designed to IEC 60127-2 (32mA-6.3A)


GDC ELECTRICAL CHARACTERISTICS								
In	2.1 In		2.75 In		4 In		10 In	
	max	min	max	min	max	min	max	
32mA-100mA	2 min	200 ms	10 sec	40 ms	3 sec	10 ms	300 ms	
125mA-6.3A	2 min	600 ms	10 sec	150 ms	3 sec	20 ms	300 ms	

Ordering

- Specify product code, option code and packaging code

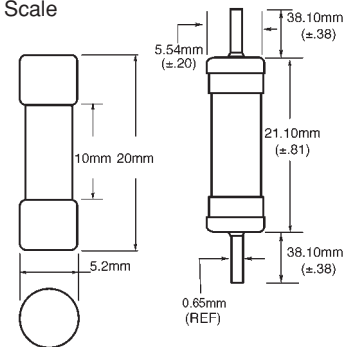
Agency Information

- UL Recognized Card: (32mA-6.3A) Guide JDYX2, File E19180
- CSA Component Acceptance: File 53787
- Semko Approval, 32mA-6.3A
- VDE Approval, 32mA-5A
- BSI Approval, 32mA-6.3A
- IMQ Approval, 32mA-6.3A
- MITI Approval, 1A-6.3A



Dimensions

Drawing Not to Scale



- Ratings above 6.3A have a 0.8mm diameter lead
- With TR2 packaging code, lead wire length is 19.05mm

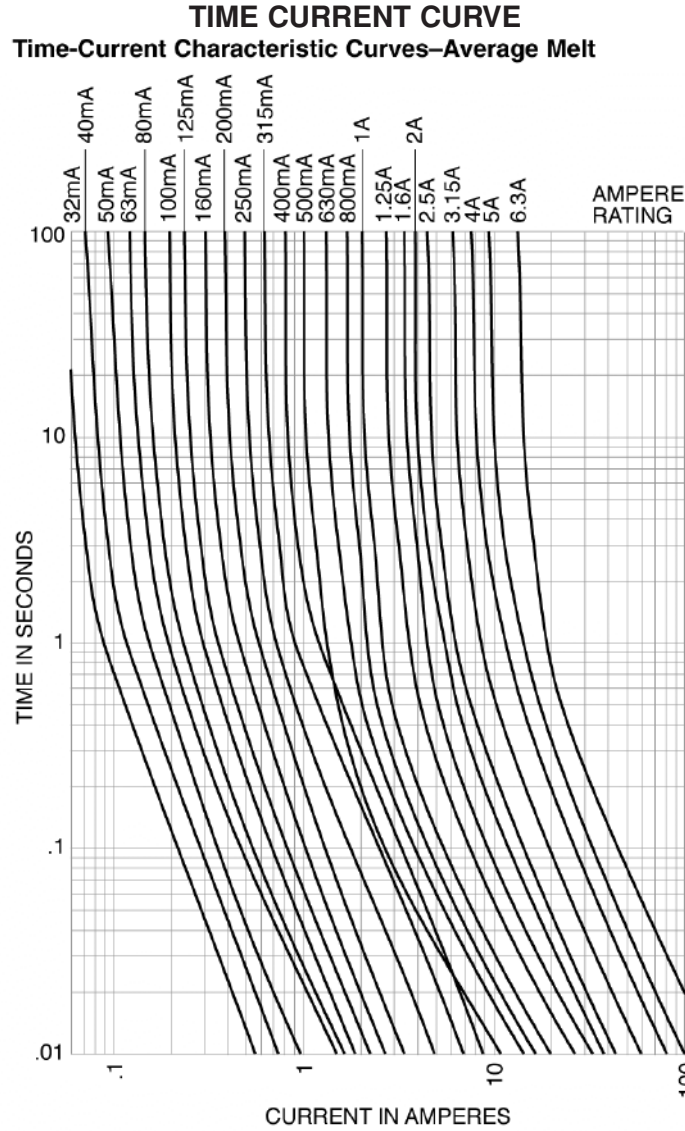
SPECIFICATIONS

Product Code	Voltage Rating AC	Interrupting Rating at Rated Voltage (50Hz) AC	Typical DC Cold Resistance (ohms)*	Typical Melting I ² t (A ² Sec) AC†	Typical Voltage Drop (mV)‡
GDC-32mA	250V	35A	21.7	0.0014	1050
GDC-40mA	250V	35A	14.2	0.0034	920
GDC-50mA	250V	35A	9.5	0.006	800
GDC-63mA	250V	35A	7.1	0.012	760
GDC-80mA	250V	35A	4.5	0.015	580
GDC-100mA	250V	35A	2.8	0.022	490
GDC-125mA	250V	35A	2.0	0.034	390
GDC-160mA	250V	35A	1.3	0.052	320
GDC-200mA	250V	35A	1.0	0.078	340
GDC-250mA	250V	35A	0.66	0.17	270
GDC-400mA	250V	35A	0.37	0.61	210
GDC-500mA	250V	35A	0.268	0.75	180
GDC-630mA	250V	35A	0.191	1.3	160
GDC-800mA	250V	35A	0.131	3.1	140
GDC-1A	250V	35A	0.064	3.6	80
GDC-1.25A	250V	35A	0.046	7	75
GDC-1.6A	250V	35A	0.039	10	75
GDC-2A	250V	35A	0.029	17	75
GDC-2.5A	250V	35A	0.024	34	75
GDC-3.15A	250V	35A	0.18	56	70
GDC-4A	250V	35A	0.13	91	70
GDC-5A	250V	35A	0.010	133	65
GDC-6.3A	250V	35A	0.009	270	65

* DC Cold Resistance (Measured at <10% of rated current)

† Typical Melting I²t (I²t was measured at listed interrupting rating and rated voltage)

‡ Maximum Voltage Drop (Voltage drop was measured at 20°C ambient temperature at rated current)



OPTION CODE	
Option Code	Description
V	Axial leads - copper tinned wire with nickel plated brass overcaps

PACKAGING CODE	
Packaging Code	Description
BK	100 pieces of fuses packed into a cardboard carton
BK1	1,000 pieces of fuses packed into a poly bag
TR2	1,500 pieces of fuses packed into tape on a reel (19.05mm lead wire length)